

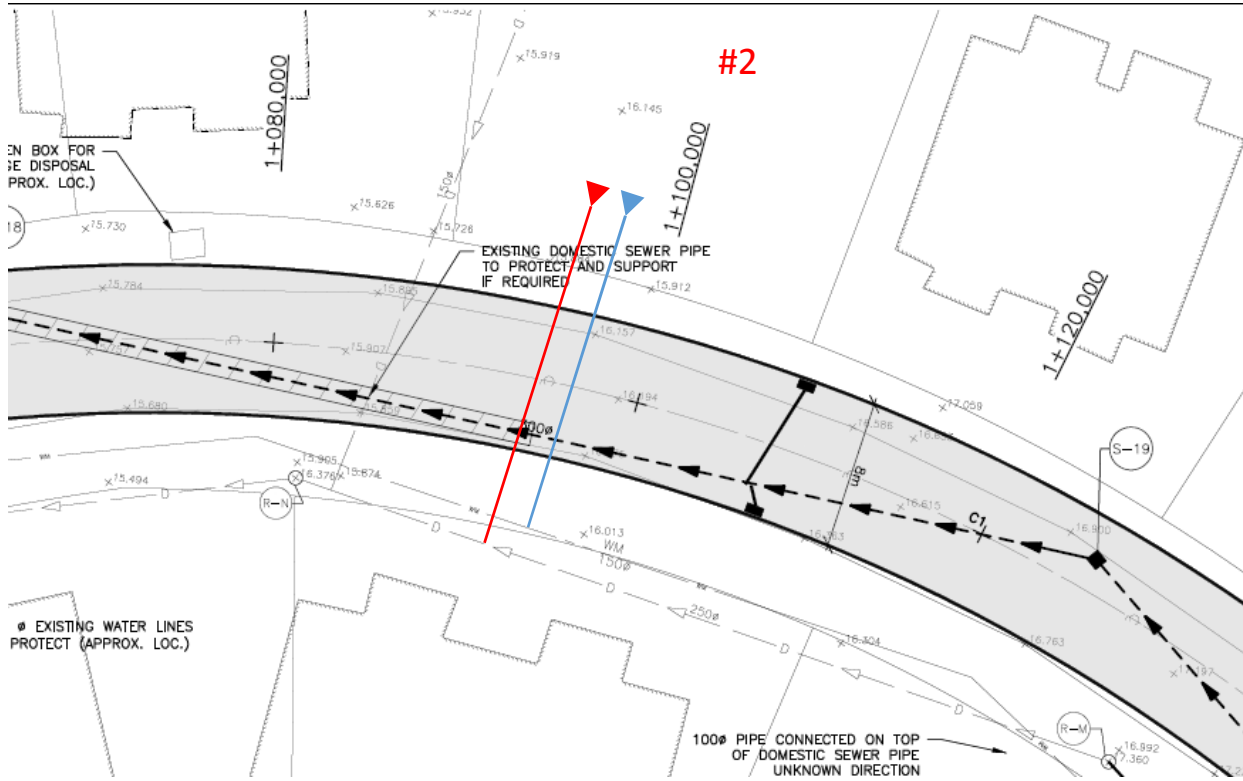
**Site #1:**

- An old sewer lift station was located on that area.
- Work required:
  - Locate old station underground
  - Remove all structure located underground
  - Backfill with new material once all works are completed



**LEGEND:**

- Domestic sewer connection
- Water connection



**Site #2:**

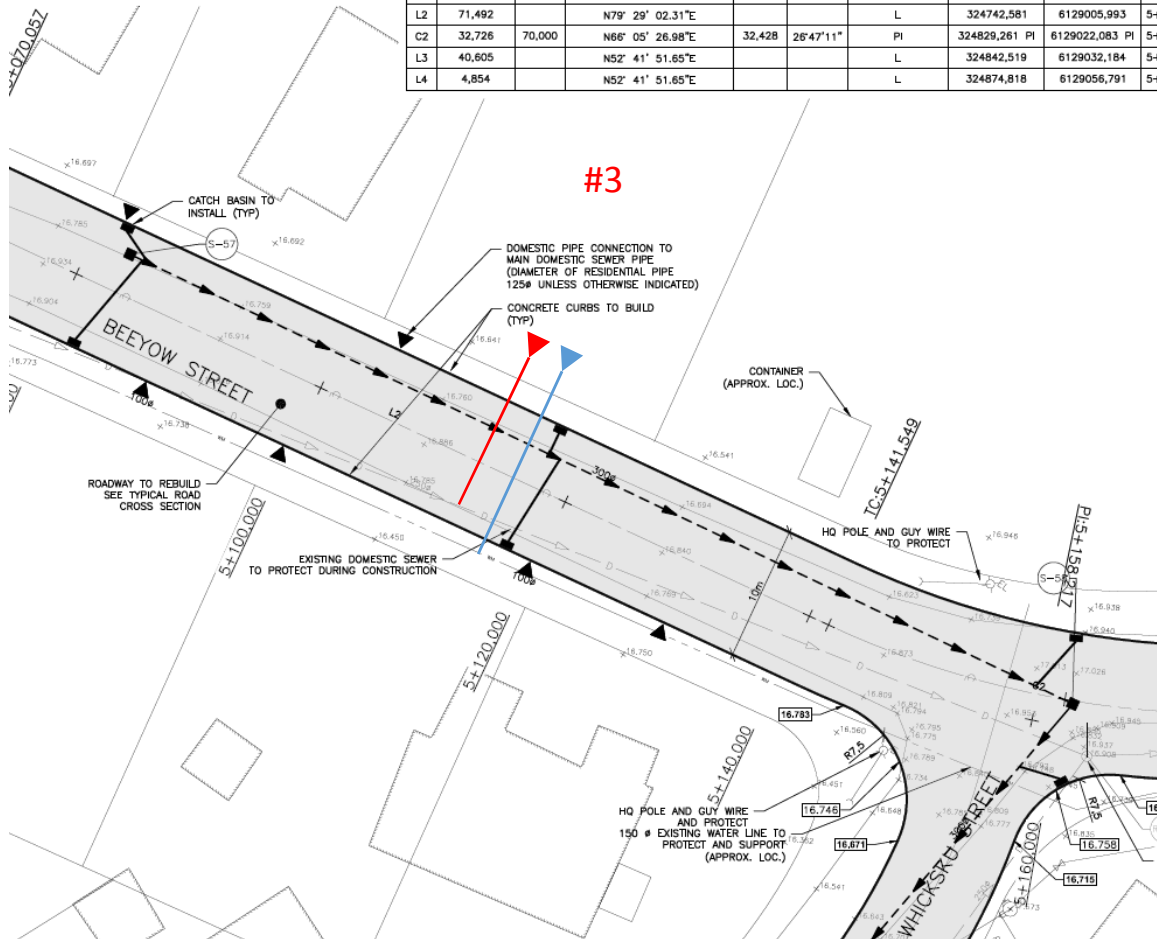
- Service connections run through the proposed lot (water and sewer).
- Work required:
  - Identify the actual location of the lines
  - Realign or terminate the lines



**LEGEND:**

- ▶ Domestic sewer connection
- ▶ Water connection

No.	LONGUEUR	RAYON	DIRECTION LIGNE/CORDE	CORDE	Δ	PI/TANGENTE	COORDONNÉE DÉPART X	COORDONNÉE DÉPART Y	Ch	C
L1	40,416		N22° 52' 28.18"E			L	324704,705	6128950,920	5+	
C1	29,641	30,000	N51° 10' 45.24"E	28,450	56°36'34"	PI	324726,696	6129003,044	PI	5+
L2	71,492		N79° 29' 02.31"E			L	324742,581	6129005,993	5+	
C2	32,726	70,000	N66° 05' 26.98"E	32,428	26°47'11"	PI	324829,261	6129022,083	PI	5+
L3	40,605		N52° 41' 51.65"E			L	324842,519	6129032,184	5+	
L4	4,854		N52° 41' 51.65"E			L	324874,818	6129056,791	5+	



**Site #3:**

- Service connections need to be located (connections towards Daycare)
- Work required:
  - Realign or terminate the service connections

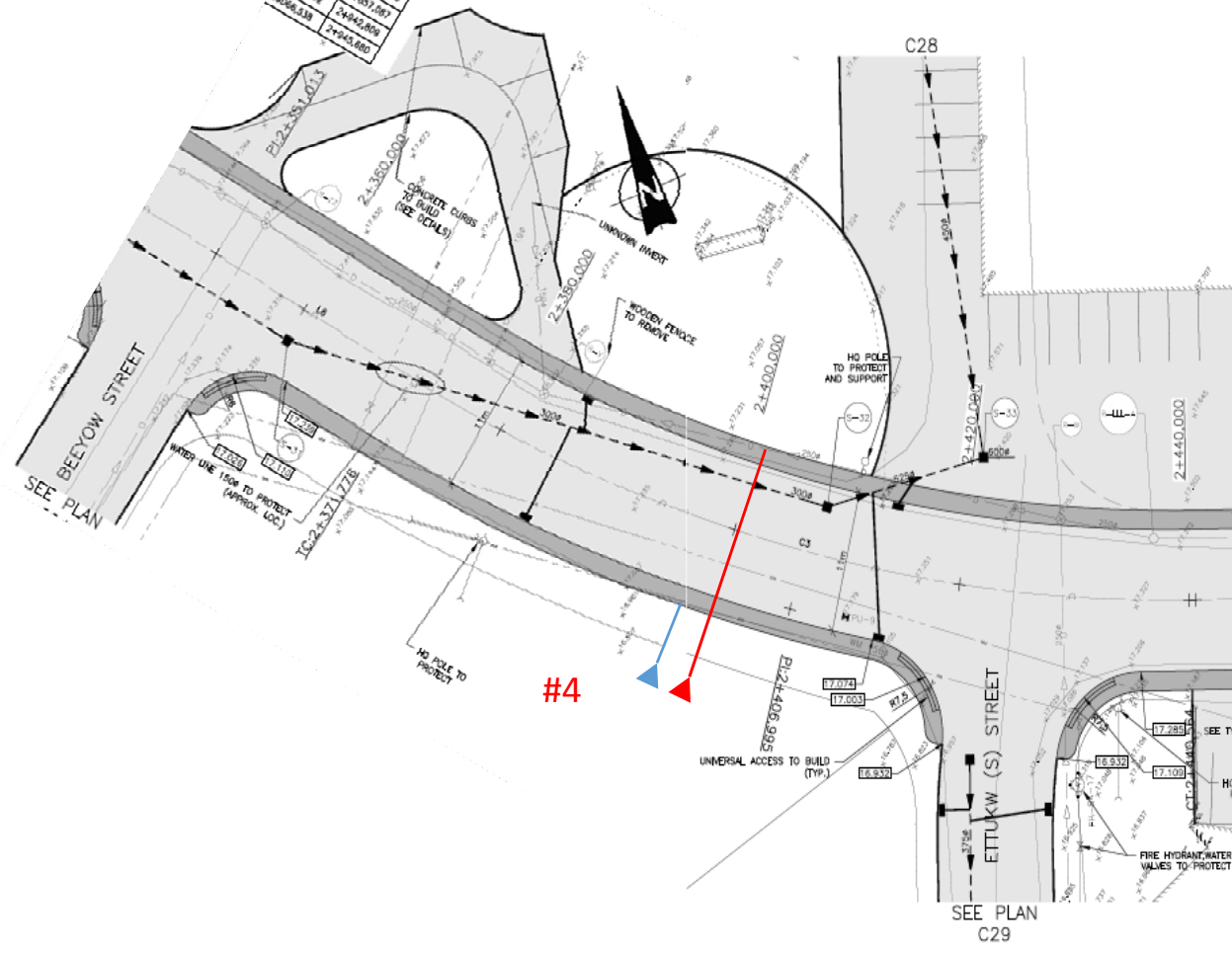


**LEGEND:**

- ▶ Domestic sewer connection
- ▶ Water connection

28060.889	24371.776
28063.448	24408.995
28032.390	24533.041
28028.111	24514.804
28098.707	24485.027
28094.352	24487.887
28088.338	24490.809
	24463.885

Band Office



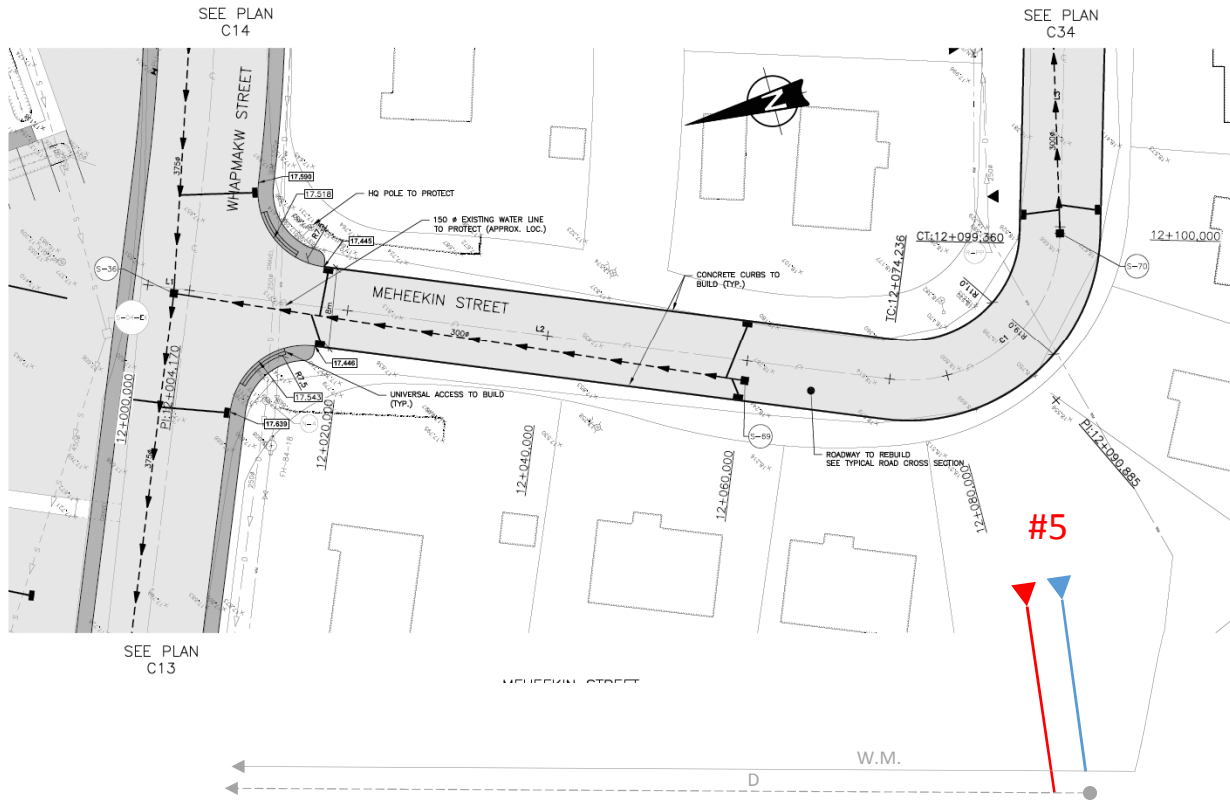
**Site #4:**

- The mainlines are in the area close to the road
- Work required:
  - Locate the lines
  - Confirmation if a lot will fit



**LEGEND:**

- ▶ Domestic sewer connection
- ▶ Water connection



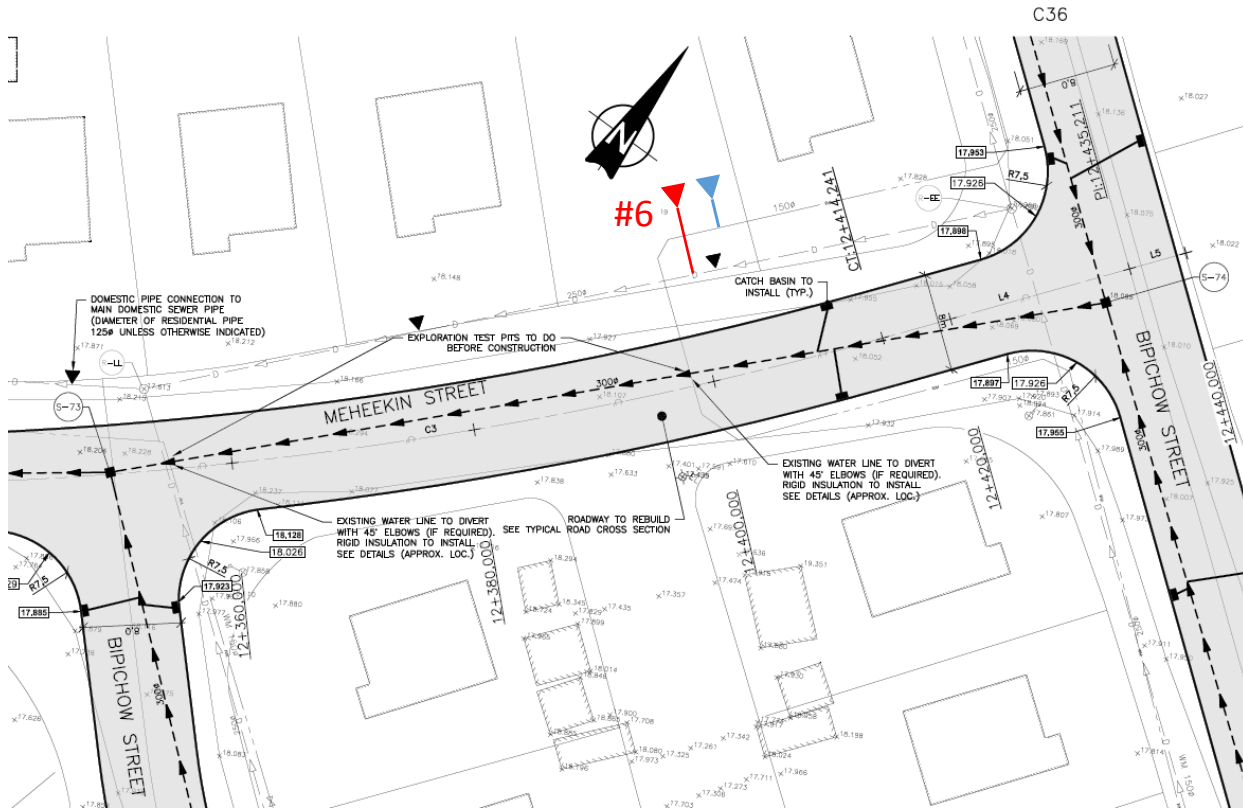
**Site #5:**

- The mainlines run through the lot
- Work required:
  - Locate the existing pipes
  - Realign or terminate the line



**LEGEND:**

- ▶ Domestic sewer connection
- ▶ Water connection





**Site #6:**

- An open area between the houses
- Work required:
  - Confirmation if the space is large enough for a lot



**LEGEND:**

-  Domestic sewer connection
-  Water connection