


Best Practices for Sustainable Fishing Derbies



Help Keep our Environment Clean and Healthy!

- Take your garbage with you when you leave
- Recover all garbage, even if it is not your own
- Retrieve all lost fishing line, sinkers and lures
- Avoid using lead sinkers
- Recycle all plastic containers, even when you are not fishing

Leave no trace behind!

Catch and Release

 Use artificial lures and rubber nets or nets with small knotless meshes.



 Have the necessary equipment






 Keep fighting and handling time to a minimum


 Avoid fishing in deep water which can cause a sudden change in pressure when the fish is brought to the surface rapidly.






HANDLE WITH CARE



-  **Avoid touching the gills or eyes of the fish**
-  **Keep the fish under water as much as possible**
-  **Always use your both hands when handling the fish**

UNHOOK YOUR CATCH



-  **Use pliers or other unhooking devices to gently, but quickly, unhook the fish**
-  **If the fish is hooked deeply, cut the line as close as possible to the hook**
-  **Use live wells or aerated containers for transportation**
-  **Release fish once it is able to swim away on its own.**
-  **Do not move it back and forth**

Invasive Species

Prevent their introduction and establishment in your lake!



Eurasian Watermilfoil



Zebra Mussel



Round Goby



Spiny Water Flea

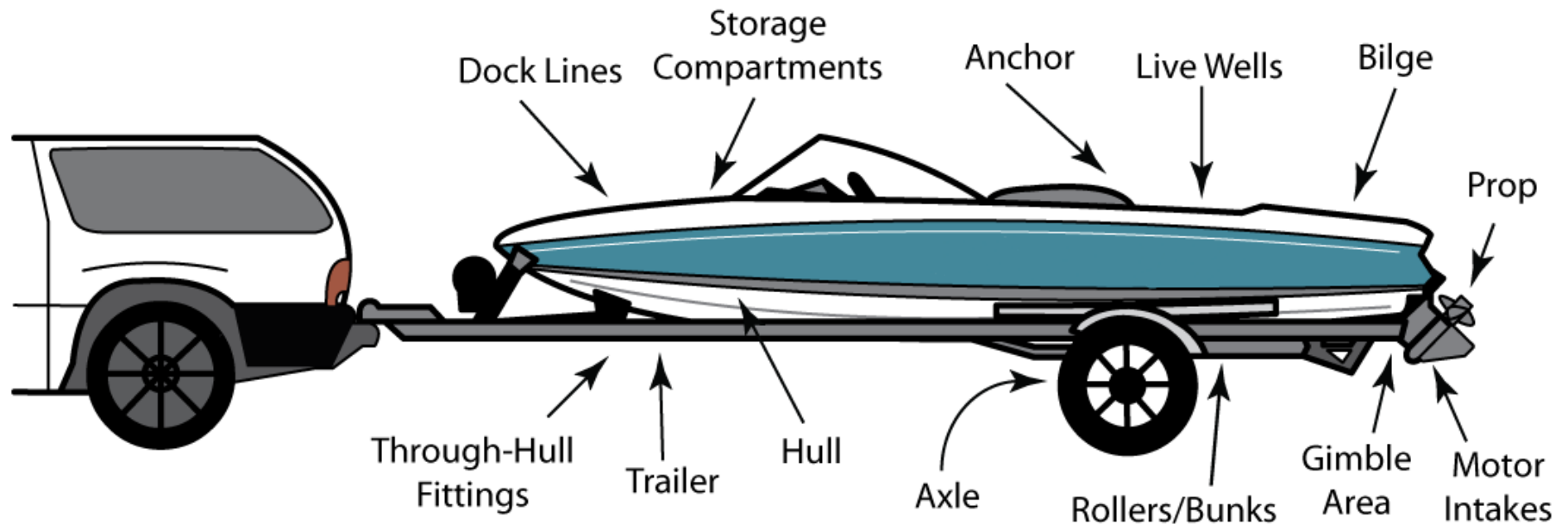
- Non-native plants or animals introduced in a new environment which may spread to the extent of causing damage to the environment.
- High reproduction rate and few natural predators make them difficult to control and eliminate.
- Negative impacts on the local biodiversity by competing with native species for common resources.
- May reduce fishery productivity and diversity.

For more information: <http://www.invadingspecies.com/>

Invasive Species

Clean your boat to avoid the introduction of invasive species!

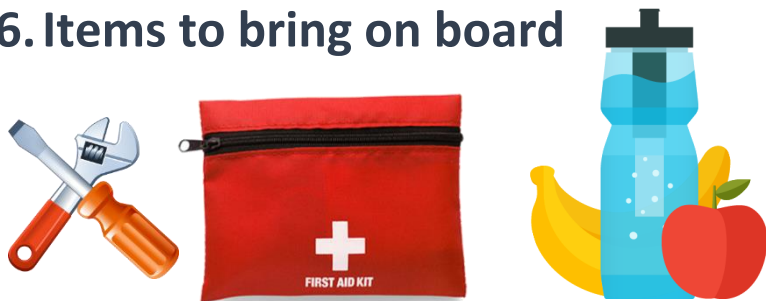
1. **Inspect your boat, trailer and all used equipment**
2. **Remove mud, plants, fish and other visible residues. Throw them in the garbage.**




3. **Drain all the water from your boat (Motor, live wells, coolers, etc.).**
4. **Use hot water (40 °C) or use high-pressure water jets.**
5. **If you can, dry your boat and equipment at least five days.**
6. **Repeat all of these steps when planning to visit a new water body**

Security and Safety

1. Inspect your boat before leaving
2. Always wear your lifejacket
3. Evaluate boating conditions such as obstacles, current, water level, weather patterns, speed limits and local regulations.
4. Fuel safely (prevent leaks and spills)
5. Respect the boat maximum capacity
6. Items to bring on board



Safety Equipment





Meegwetch!
Thank you!

For more information, please contact:

Emily Sinave, Cree Nation Government, at (514) 861-5837 ext. 244 or at emily.sinave@cngov.ca