

# Summit on Building Capacity for Eeyou Istchee

Audience and Community  
Polling Results  
October 23-24, 2019





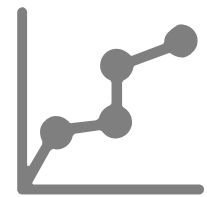


# Part 1:

## **Introduction: Demographics of Polling Audience**

# Quick Snapshot

## Polling Results: Cree Nation Summit on Capacity Building



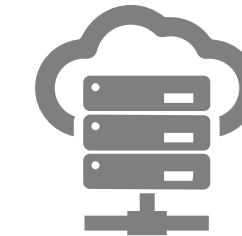
### 2500+ Responses

From delegates from across the  
Cree Nation



### 41 Questions

Education, Employment, Unlocking  
Wealth and Youth Engagement



### Connecting Information

This information is a tool that can help to  
connect conversations between events

All Data presented here was captured through online polling software Polleverywhere. You can access any of the  
results through our website at [www.cngov.ca](http://www.cngov.ca)





# Community of Participants

159 Registered Users



9 Participants



8 Participants




8 Participants



7 Participants



3 Participants



10 Participants



10 Participants



17 Participants



18 Participants



25 Participants




37 Participants



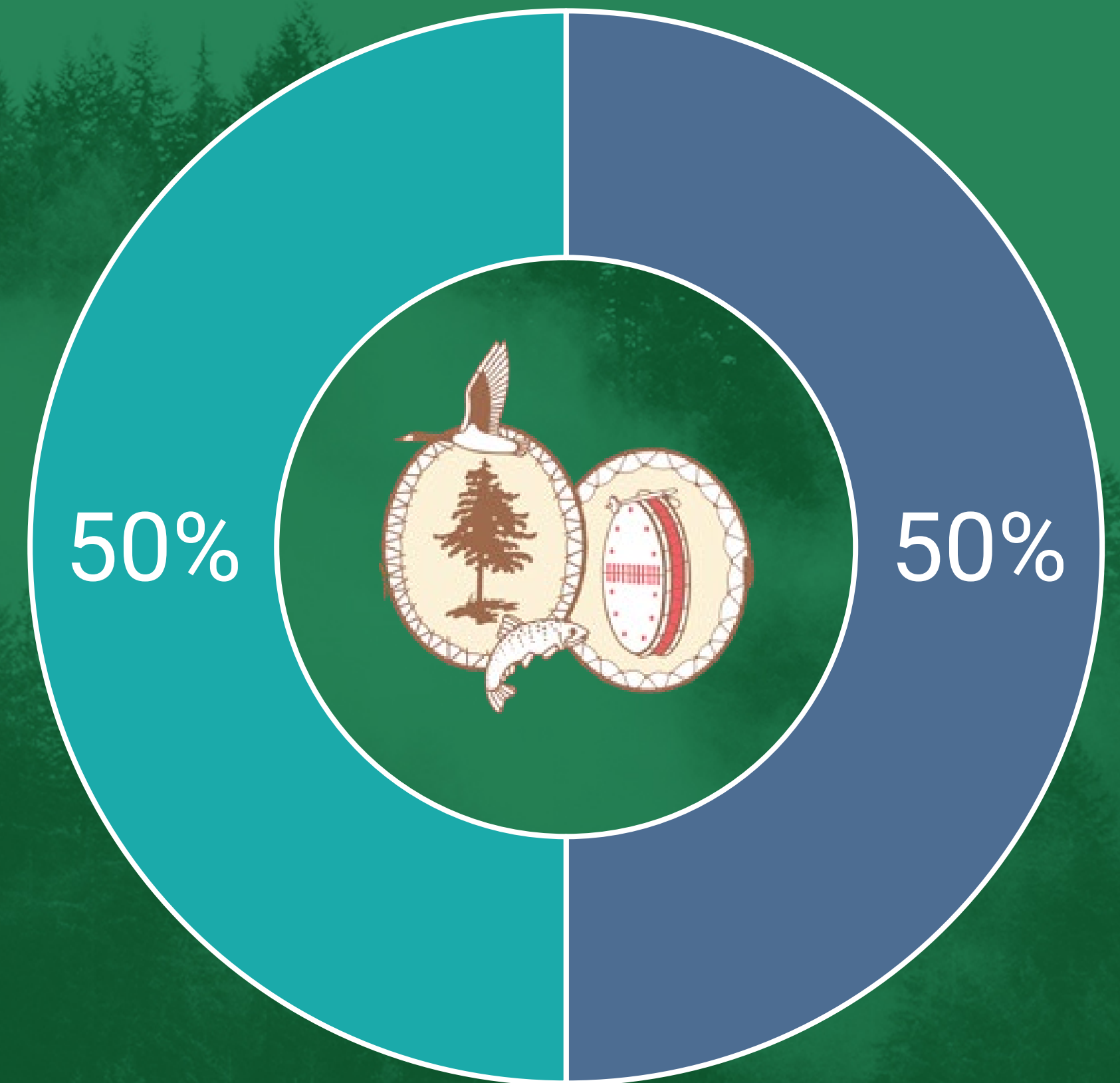
# Male vs Female Users

Based on Polling Results

Male

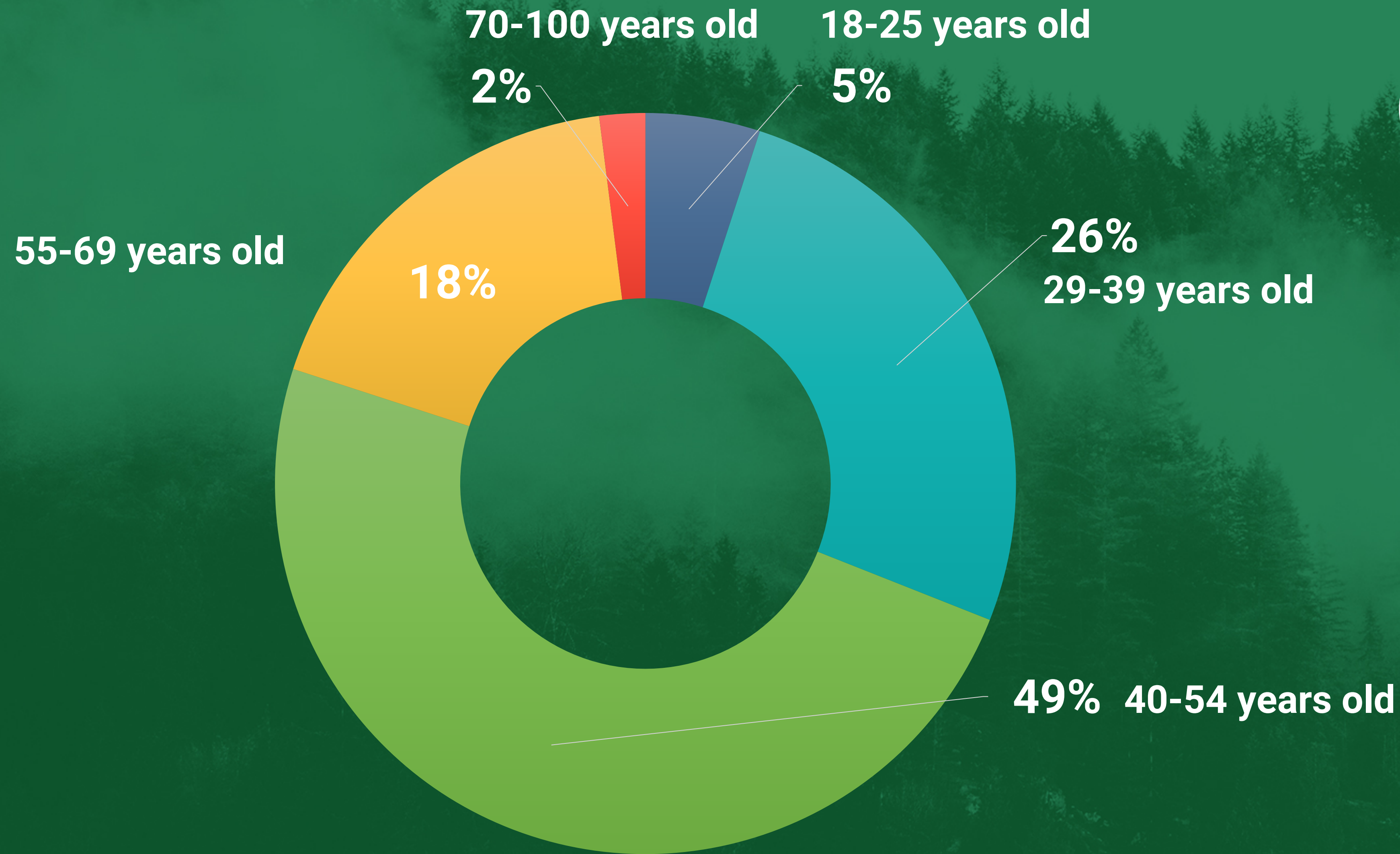


Female





# Age Distribution



*Note:*  
12-17 years of age  
Was an available choice  
but had 0 responses



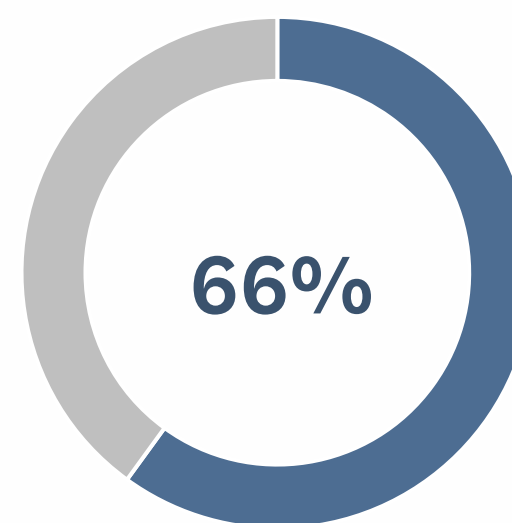


# Part 2:

## Adult Learning Needs Assessment Polling Results



Average  
Participant  
Engagement



# ALNA Overview

## Context to Polling Questions



833  
Responses



YOUR COMMUNITY. YOUR FUTURE. YOUR VOICE.

What is the Adult Learning Needs Assessment (ALNA)?

The Adult Learning Needs Assessment is a wide-scale consultation and data collection effort that seeks to understand community needs in order to **develop an overarching strategy for adult education programs and services** across Eeyou Istchee.

**Our Goals:**

- Crystalize ideas, opinions and needs into concrete data to provide **recommendations for programs and services**
- Identify **areas of expertise** for learning centres across Eeyou Istchee.
- **Create a sustainable methodology** and knowledge transfer to conduct future needs assessment.

5



Audience received a preview of the results of education and employment needs in Eeyou Istchee



Polling questions focused on reactions to the report and what format would be best to receive the information



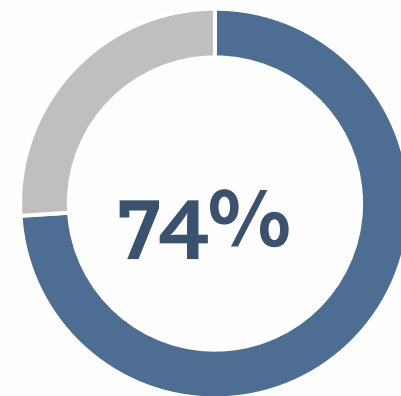
APATISIWIN ᐱᐱᐱᐱᐱᐱ  
SKILLS DEVELOPMENT



ᐱᐱᐱᐱᐱᐱ ᐱᐱᐱᐱᐱᐱᐱᐱ  
Cree School Board  
Commission scolaire crie



Participation  
Rate



# Question 1

What data revealed during this presentation was most surprising?




## Top 10 Responses

- 1 Graduation Rate
- 2 Data Collected
- 3 Student Enrollment
- 4 Retention Rate
- 5 Increased Need of Professional Studies
- 6 Gaps Highlighted from Survey
- 7 Interest in Cree Language Programs
- 8 High interest in pursuing Post-Secondary Studies
- 9 Job Needs
- 10 Non-Crees Jobs



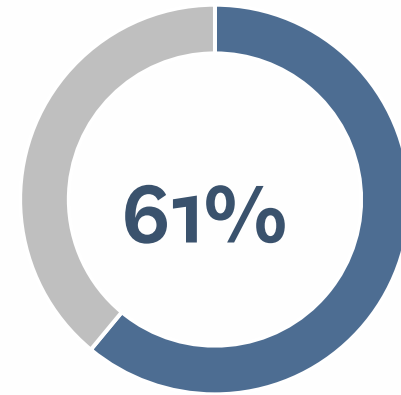
ᐃᐱᐱᐱᐱ ᐱᐱᐱᐱᐱᐱᐱᐱ  
Cree School Board  
Commission scolaire crie



APATISIWIN ᐱᐱᐱᐱᐱᐱᐱᐱ  
SKILLS DEVELOPMENT



Participation  
Rate

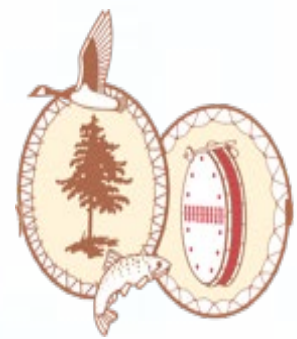


## Question 2

How can we work with communities to develop local education and training plans?



ᐃᐱᐱᐅᐅ ᐱᐱᐅᐱᐱᐅᐅ  
Cree School Board  
Commission scolaire crie



APATISIWIN ᐃᐱᐱᐅᐅᐅ  
SKILLS DEVELOPMENT

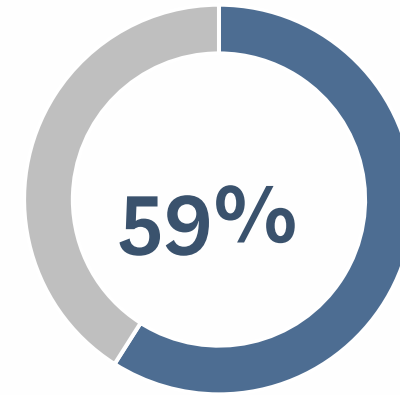


### Top 10 Responses

- 1 Greater Collaboration between Government, Entities, and Communities
- 2 More sharing of data and information
- 3 Provide more training
- 4 Provide support to teachers
- 5 Target and encourage student engagement and provide support
- 6 Parental Involvement and Engagement
- 7 Keep collecting data through surveys
- 8 More Partnerships
- 9 Get our elders involved
- 10 Listen to the community



Participation  
Rate

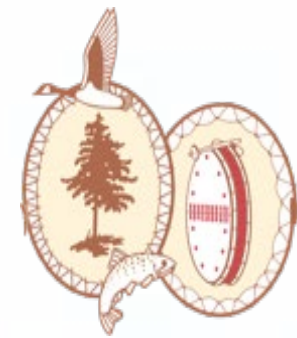


## Question 3

How can your community continue to support the ongoing data collection of employment needs?



ᐃᐱᐱᐅᐅ ᐱᐱᐅᐱᐱᐅᐅ  
Cree School Board  
Commission scolaire crie



APATISIIWIN ᐃᐱᐱᐅᐅ  
SKILLS DEVELOPMENT

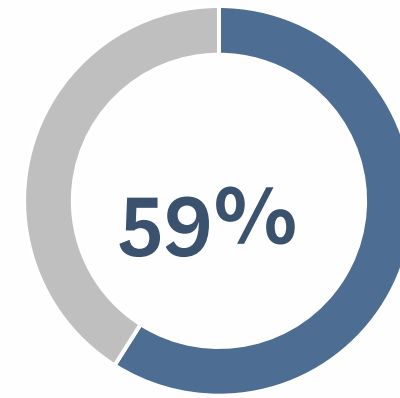


### Top 10 Responses

- 1 Collect data on the regular basis
- 2 Participation
- 3 Improve Communication
- 4 More promotion and marketing on the importance of the survey
- 5 Get support from all HR Departments
- 6 Keep the community and local organizations informed
- 7 Provide multiple ways to complete the survey (Online, USB, App)
- 8 Be encouraging through social media, radio and Newsletter
- 9 ASD Responsible for the Project
- 10 Have entities work together



Participation  
Rate



## Question 4

How would you like to access information on employment data and available workforce?

44% ASD Website

19% Local Information Sessions

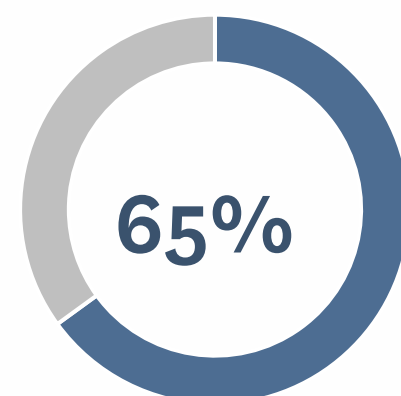
19% Report Publication

18% Local Offices





Participation  
Rate



# Question 5

How would you like to receive the report on the ALNA?



ᐃᐱᐱᐅᐅ ᐱᐱᐅᐱᐱᐅᐅ  
Cree School Board  
Commission scolaire crie



APATISIWIN ᐃᐱᐱᐅᐅᐅ  
SKILLS DEVELOPMENT

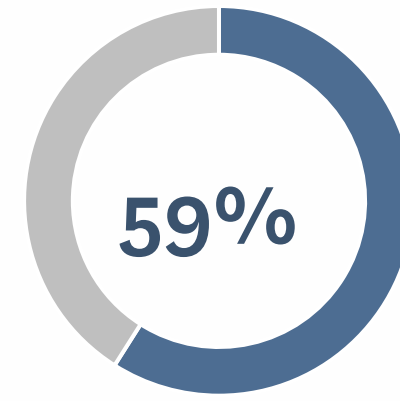


## Top 10 Responses

- 1 Online Via Website
- 2 Email
- 3 Presentation (Local Level)
- 4 Report
- 5 Publication
- 6 Social Media (Facebook)
- 7 Newsletter
- 8 Broadcast
- 9 ASD Office
- 10 Send to major organizations



Participation  
Rate



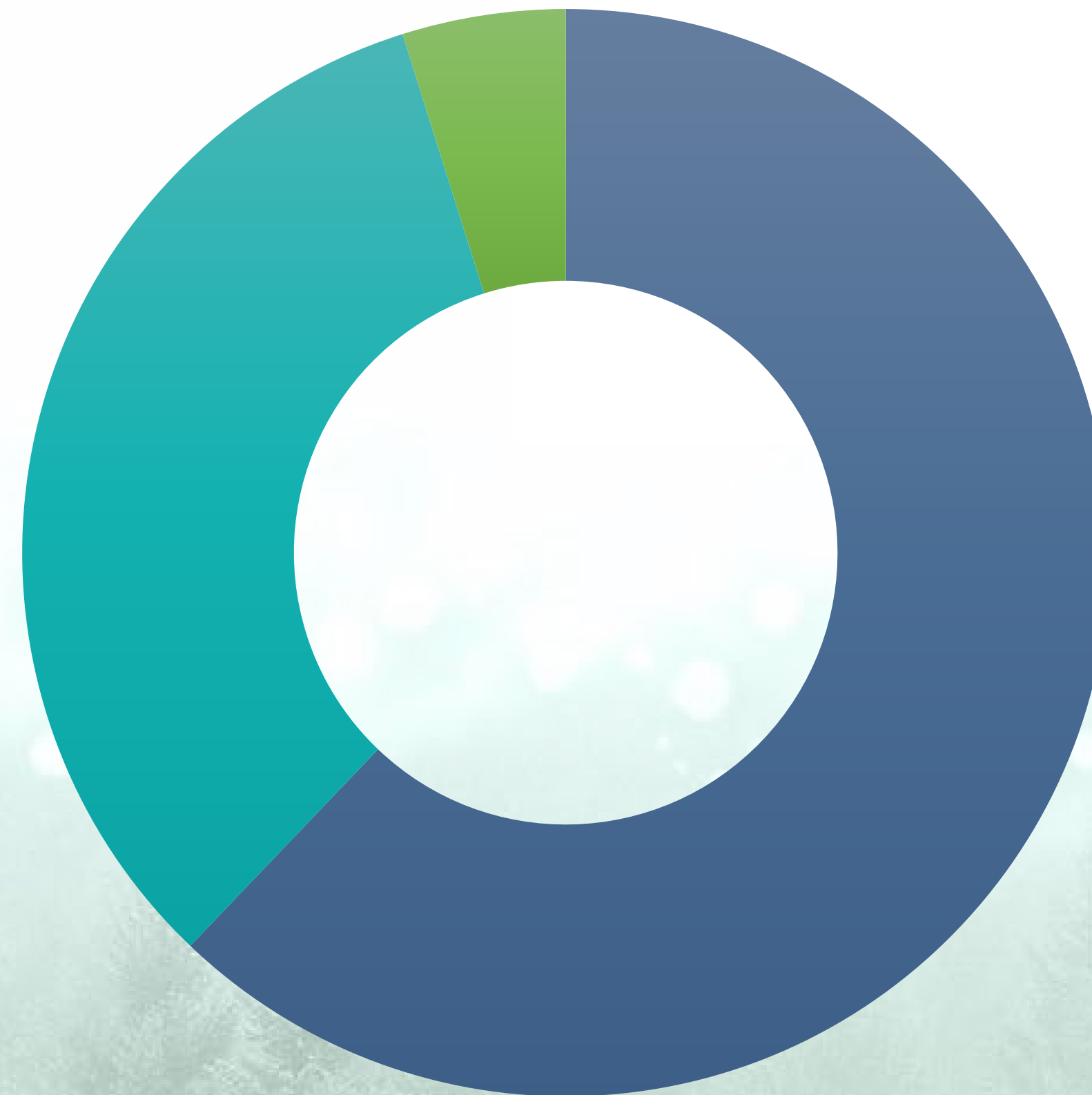
## Question 6

**How often do you feel these surveys should be conducted in your community?**

**62%** Once Every Two Years

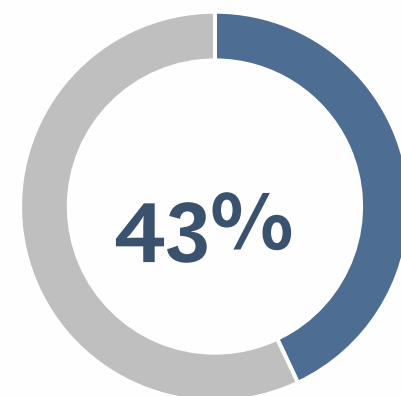
**33%** Once Every Three Years

**5%** Not Sure





Participation  
Rate




## Question 7

What kind of information do you feel is important to include in future employment and education surveys?



ᐃᐱᐱᐅᐅ ᐱᐱᐅᐱᐱᐅᐅ  
Cree School Board  
Commission scolaire crie



APATISIWIN ᐃᐱᐱᐅᐅᐅ  
SKILLS DEVELOPMENT



### Top 10 Responses

- 1 More statistics on the employment market in Eeyou Istchee
- 2 Working with employers to understand the need and opportunities
- 3 More exposure on professional jobs and the education that is needed
- 4 Don't know or no comment
- 5 Education and experience
- 6 What kind of jobs are required in the next 5, 10, and 20 years
- 7 Discuss goals and aspirations
- 8 Availability of resources and support
- 9 Emphasis on Cree language
- 10 Making it easier to apply (online)



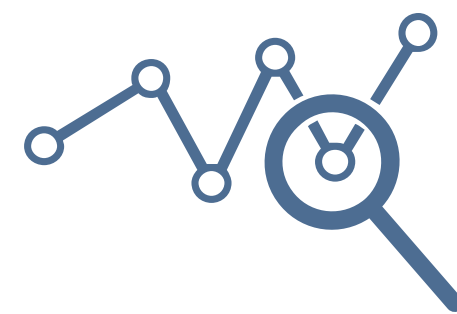
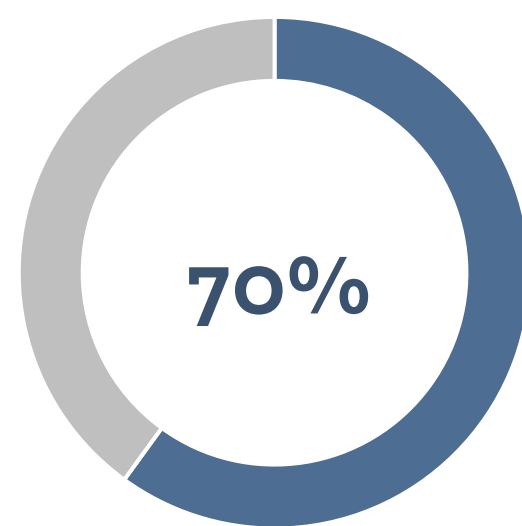


# Part 3:

## Cree Café Polling Questions



Average  
Participant  
Engagement



867  
Responses

# Cree Café

## And Future Opportunities



Inspired by the Cree Café sessions held during the roundtable on Capacity Building.



Audience was asked to work in groups based on their communities



## **Format:**

These topics of discussion were chosen because of their importance to Capacity Building

1. 4-7 questions per topic
2. 30 Minutes per topic
3. Note takers and facilitators were provided for each community



# **Cree Café**

## **4 Themes of Discussion**



**Vocational and  
Adult Education**



**Employment**



**Unlocking  
Wealth**


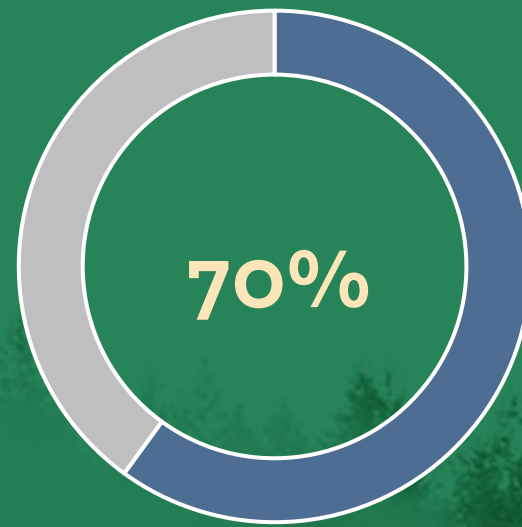


**Youth  
Engagement &  
Achievement**



# Theme 1:

Average  
Participant  
Engagement



335  
Responses

## 12 Questions on Vocational and Adult Education



### Vocational Training And Awareness Results

#### Awareness

Most communities  
reported low to  
moderate awareness  
of programs &  
services

#### Training Committee

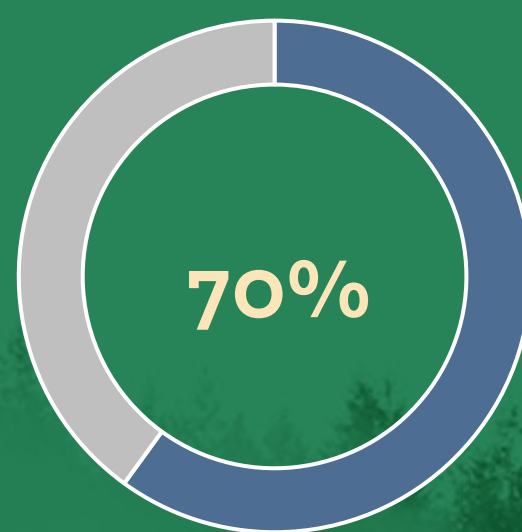
All communities felt  
they did not have an  
active local training  
and employment  
committee

#### Training Centers

Most communities  
reported low to  
moderate awareness  
of programs &  
services



Average  
Participant  
Engagement



335  
Responses

## Theme 2:

5 Questions on

Employment Priorities



Employment  
Results

### Future Jobs

The need for health professionals, local businesses, and certified trades professionals was seen by almost all communities

### Career Development

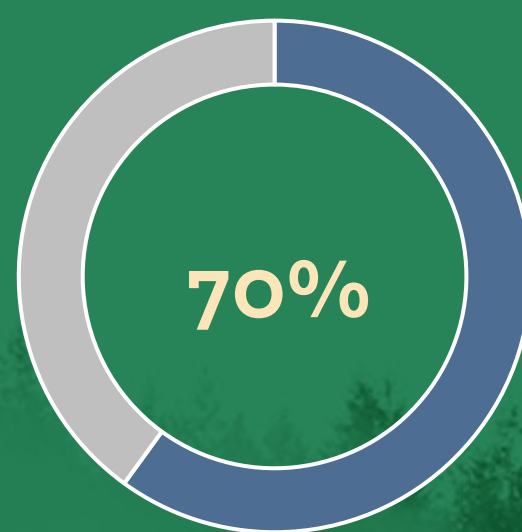
Youth need earlier exposure and continuous to support to develop career related goals.

### Information Sharing

Regional Entities need to share information on what qualified workers and businesses are available for work at a local level



Average  
Participant  
Engagement



335  
Responses

## Theme 3:

### 4 Questions on Unlocking Wealth



### Unlocking Wealth Results

#### A Need for Training

Most communities felt that training was the first step in unlocking the wealth of our territory and the potential of our workforce.

#### Lacking Businesses

Grocery stores, service-based businesses, construction and materials sales, laundromats, cultural enterprises, etc.


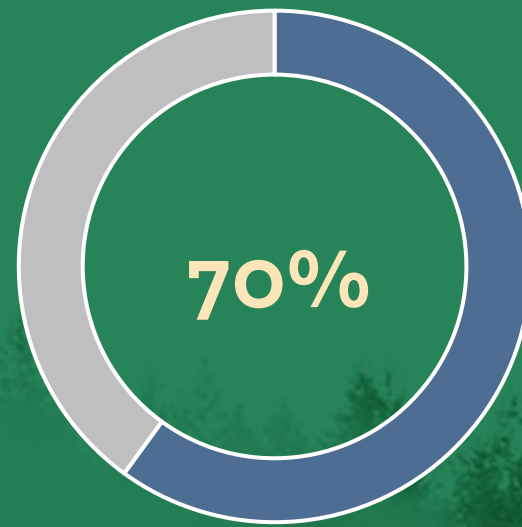
#### Increasing Awareness

A local and regional effort to increase awareness of programs and services needed for business and workforce development are required



# Theme 4:

Average  
Participant  
Engagement



335  
Responses

## 4 Questions on Youth Engagement and Achievement



### Youth Engagement and Achievement Results

#### Parental Influence

Parents play the most essential role in motivating our youth to obtain a high school diploma or pursue post secondary training

#### Culture and Values

Communities agree that programs on culture and land-based education are important to developing social and personal goals for youth

#### Community Role

Many communities feel more can be done to support our youth. Increasing leaderships presence in our schools and recognizing success is important.



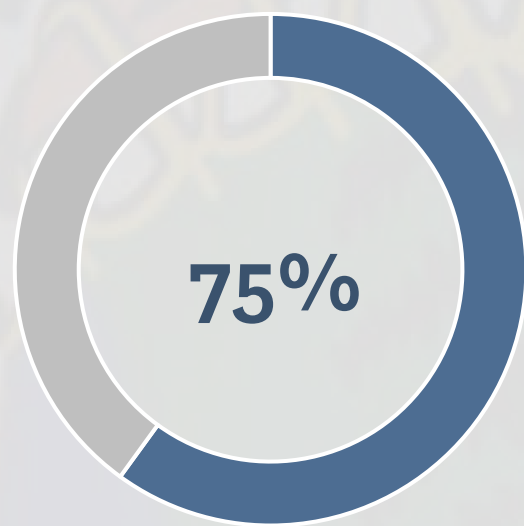


# Part 4:

## Forecasting Opportunities in Eeyou Istchee



# Average Participant Engagement



280  
Responses

# Forecasting Opportunities

## Future Initiatives and Developments in Eeyou Istchee

- Presented by: Michael Petawabano, Anthony Macleod and Paul John Murdoch

October 24, 2019



**Δσ-VdΔρ-ε Δ"ΓΓΔΔρ-ε ∇ ΔCLD-ε° (Δρ-ε Δρ)**  
**Grand Council of the Crees (Eeyou Istchee)**  
**Grand Conseil des Cris (Eeyou Istchee)**

**ᐃᓕᑦ ᓂᐅᓴᓴᓴᓴ**  
**Cree Nation Government**  
**Gouvernement de la Nation Crie**



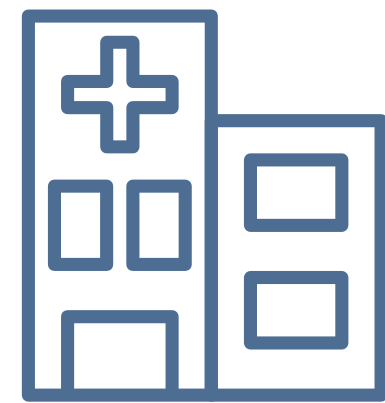
## Audience received a preview of the forecasted employment needs in Eeyou Istchee



## Polling questions focused on community perspectives on employment needs at a local level

# Which Trades and Professions

**Do you feel are lacking in your community/Eeyou Istchee?**



## Health

1. **Professionals**  
(doctors and Nurses)
2. **Specialists**  
(dentists, pharmacists)
3. **Mental Health Therapist**



## Construction

1. **Specialized Trades**  
(Electricians, Plumbers)
2. **Estimators**
3. **Engineers**



## Education

1. **Teachers**
2. **Counsellors**

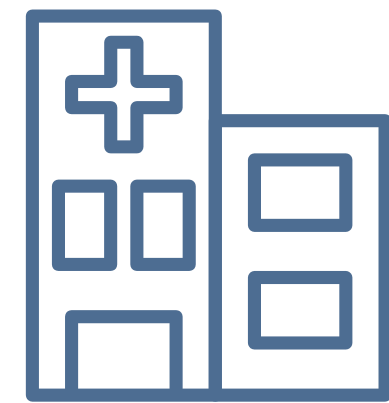


All of these jobs require some level of post-secondary education!



# Which Trades and Professions

Do you feel are lacking in your community/Eeyou Istchee?



## Business/Industry

1. Finance
2. Accounting
3. Human Resources
4. Mining

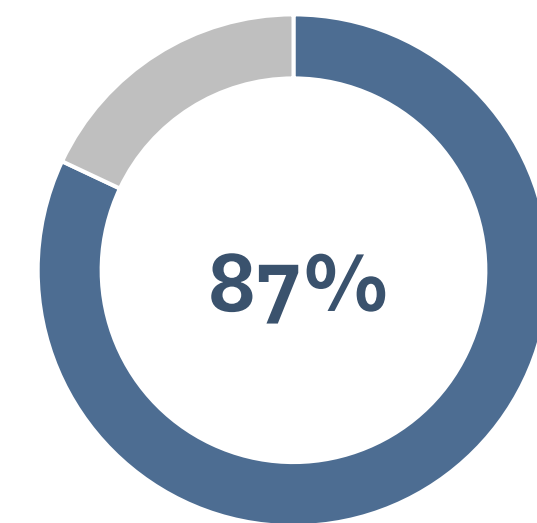


## Science & Innovation

1. Engineers
2. Information Technology (HighTech/Programming)
3. Technical Level Jobs and Professionals



62  
Responses



Average  
Participant  
Engagement



All of these jobs require some level of post-secondary education!



# Question 2

**In your opinion,  
what link do you  
see between  
capacity building  
and free trade?**



**1**

**Working together  
within the Cree  
Nation**

**2**

**Optimizing  
workforce mobility**

**3**

**Accessing bigger  
markets and better  
opportunities for local  
entrepreneurs**



# Question 3

**How can we as communities prepare to ensure that workers, homeowners, and our communities are ready to meet the demands of housing development?**



**1**

**Educational workshops and industry awareness (general population)**

**2**

**Business/investment and industry Training**

**3**

**Consumer business protection options (laws and regulation)**



# Question 4

**In your opinion, how can we promote the development of skilled tradespeople in the territory?**



**1**

**Continuous awareness of trades starting early in school**

**2**

**Courses and training to be offered in the community**

**3**

**Strategic alliance with industry**



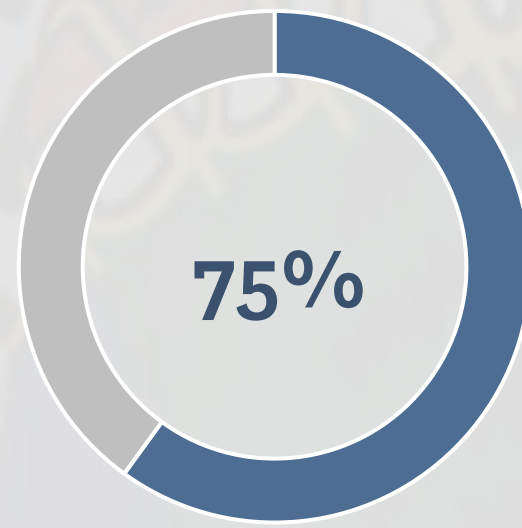


# Part 5:

## Feedback and Action Plans



Average  
Participant  
Engagement



280  
Responses

# Feedback And Action Plans



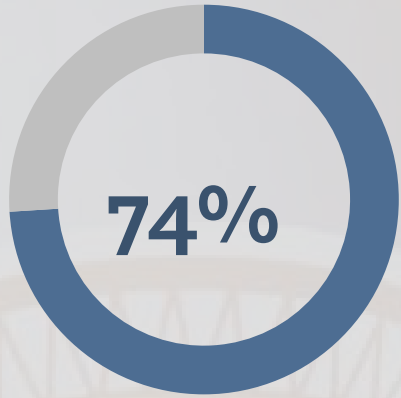
Audience was asked to provide ways their community or entity could contribute to building capacity



Polling questions focused on suggested actions to be adopted by local and regional entities



Participation  
Rate




# Question 1

What is your feedback or takeaway from this event?



## Top 10 Responses

- |    |  |
|----|--|
| 1  | Partnership between communities is important             |
| 2  | We need to follow-up on goals set here                   |
| 3  | Presentations were informative                           |
| 4  | Promising opportunities for the future for our youth     |
| 5  | Calls to Action Require a commitment to follow through   |
| 6  | Interesting Event  |
| 7  | It Helped to establish a vision                          |
| 8  | There is a need for succession planning                  |
| 9  | Great discussions  |
| 10 | Good to sit as communities instead of working separately |





Participation  
Rate




# Question 2

How does your community plan to use the information shared at this summit for current and future community action plans?



## Top 10 Responses

- |    |   |
|----|---|
| 1  | Information sharing events at a local level                       |
| 2  | Use presentations to develop local action plans                   |
| 3  | Create local calls to action that reflect the needs shared        |
| 4  | Local capacity building sessions                                  |
| 5  | Calls to Action Require a commitment to follow through            |
| 6  | Create partnership between at a local level & between communities |
| 7  | Increasing student engagement and success                         |
| 8  | There is a need for succession planning                           |
| 9  | We need to use technology as a part of our strategy               |
| 10 | Share Information with Band Staff and Departments                 |





Participation  
Rate




# Question 3

**What actions should be taken on a regional level to make use of the information shared during this summit?**




## Top 10 Responses

- |    |   |
|----|---|
| 1  | Increasing Awareness of Programs and Services                     |
| 2  | A need to follow-up for all issues discussed                      |
| 3  | More communication between governance and communities             |
| 4  | Community Capacity Building Sessions                              |
| 5  | A shared commitment to recruit and mentor graduates               |
| 6  | Work with the communities   |
| 7  | Information from this summit should be shared with the youth      |
| 8  | Take action on resolutions and implement what is being discussed  |
| 9  | Centralize and share Information                                  |
| 10 | A plan is needed to promote and preserve our language and culture |







# Thank you for participating!

Have any questions or feedback?

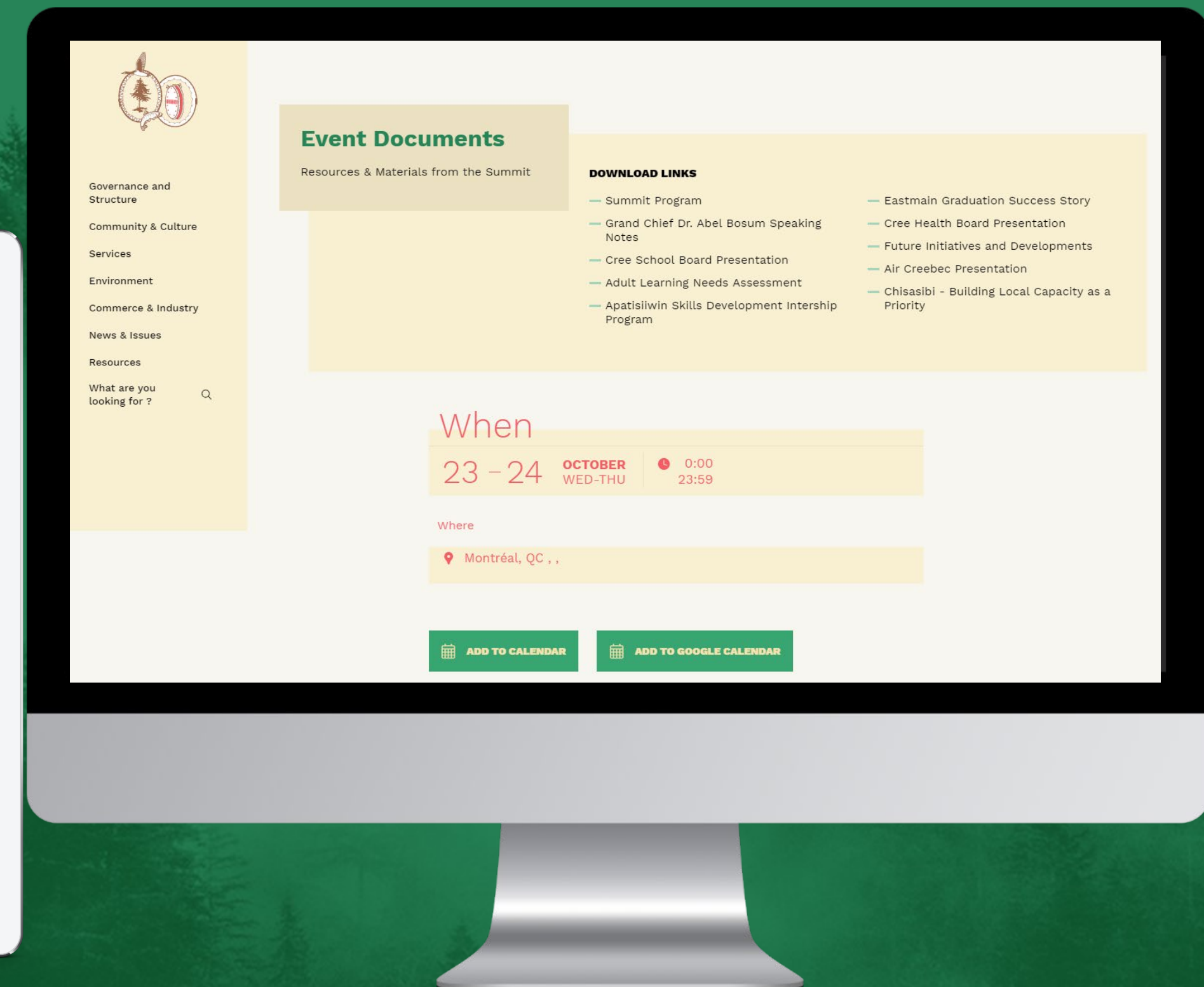


Email: [info@cngov.ca](mailto:info@cngov.ca)

Website: [www.cngov.ca](http://www.cngov.ca)

Come visit us at [www.cngov.ca](http://www.cngov.ca)

1. Access all presentations from the Cree Nation Summit
2. Access the Final Report from the Audience Polling and Cree Café
3. All Polling Data is Available in PDF and Excel Format



[cngov.ca/events/summit-building-capacity/](http://cngov.ca/events/summit-building-capacity/)